

Phantom HMS & Captiv8

climb now
work later



An extremely compact and lightweight HMS carabiner that is ideally suited to belaying and rigging. Using an extra-short gate means it can take two clove hitches with ease. Paired with the Captiv8 it is the world's lightest directional belay carabiner.

FEATURES

- Optimised round rope bearing surface
- HMS shape allows use of Italian Hitches
- Slim and tapering nose
- Available with extra short screwgate, Locksafe or Kwiklock gates
- Captiv8 'strap and clip' to promote correct carabiner orientation
- Compatible with devices such as pulleys



› Actual size

CAPTIV8

An unobtrusive 'strap and clip' for our aluminium screwgate range (new gate style only) to promote correct carabiner orientation. Simply trim to fit the model of carabiner.



› Actual size



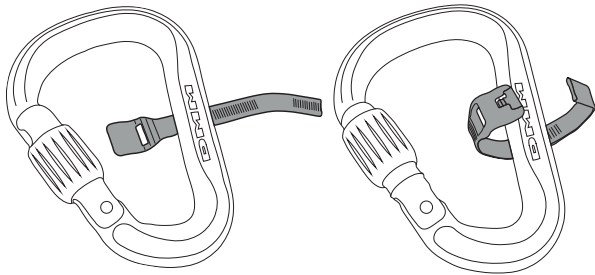
TECH SPECS

PRODUCT CODE	DESCRIPTION	COLOUR	WEIGHT (G)	DIMENSIONS	MBS (MAJOR AXIS)	MBS (MINOR AXIS)	MBS (GATE OPEN)	GATE OPENING	CONFORMANCE
A572	Phantom HMS Screwgate	Titanium/Lime	56	71 x 96mm	25kN	9kN	7kN	20mm	EN362:2004 B, EN12275:2013 H
A572BL	Phantom HMS Screwgate	Blue	56	71 x 96mm	25kN	9kN	7kN	20mm	EN362:2004 B, EN12275:2013 H
A572GR	Phantom HMS Screwgate	Green	56	71 x 96mm	25kN	9kN	7kN	20mm	EN362:2004 B, EN12275:2013 H
A572RD	Phantom HMS Screwgate	Red	56	71 x 96mm	25kN	9kN	7kN	20mm	EN362:2004 B, EN12275:2013 H
A573	Phantom HMS Kwiklock	Titanium/Red	61	71 x 96mm	25kN	9kN	7kN	19mm	EN362:2004 B, EN12275:2013 H
A577	Phantom HMS Locksafe	Titanium/Green	62	71 x 96mm	25kN	9kN	7kN	19mm	EN362:2004 B, EN12275:2013 H
A572BL/875	Phantom HMS Screwgate Captiv8	Blue	58	71 x 96mm	25kN	9kN	7kN	20mm	EN362:2004 B, EN12275:2013 H
A572BLT/875	Phantom HMS Screwgate Captiv8	Titanium	58	71 x 96mm	25kN	9kN	7kN	20mm	EN362:2004 B, EN12275:2013 H
A572GR/875	Phantom HMS Screwgate Captiv8	Green	58	71 x 96mm	25kN	9kN	7kN	20mm	EN362:2004 B, EN12275:2013 H
A572RD/875	Phantom HMS Screwgate Captiv8	Red	58	71 x 96mm	25kN	9kN	7kN	20mm	EN362:2004 B, EN12275:2013 H

CAPTIV8 INSTRUCTIONS

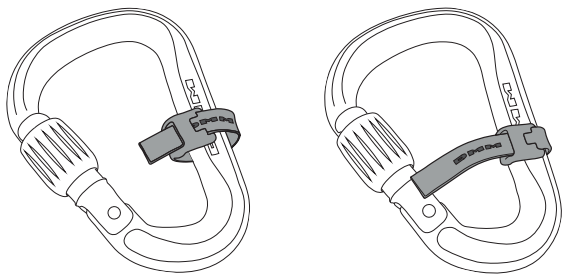
1. Using the size template, cut the strap according to the carabiner

2. Position the carabiner with the gate facing LEFT and Captiv8 strap as shown

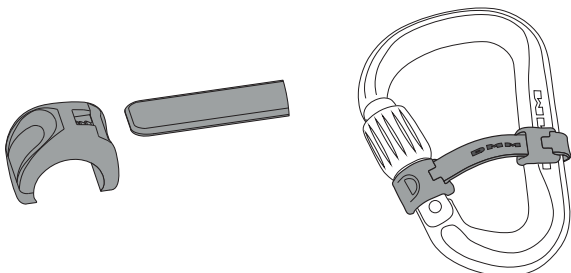


3. Wrap the strap around the spine so that the free end passes through the head and extends to the gate

4. Tighten the strap firmly onto the carabiner in the correct position



5. Push the clip onto the free end of the strap



SIZE TEMPLATE

